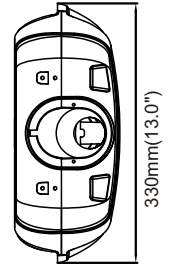
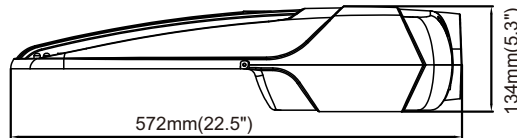
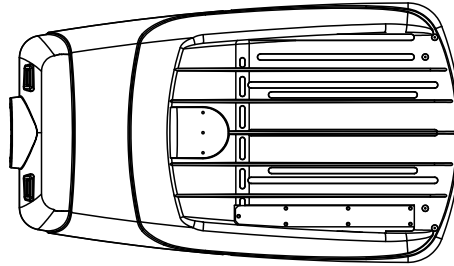




L400D Series LED Area Luminaire



Introduction

The L400D Series use AC DOB LED light technology, distills the benefits of the latest in LED technology into a high performance, high efficacy, long-life luminaire. The outstanding photometric performance results in sites with excellent uniformity, greater pole spacing and lower power density. The L400D Series is the better alternative for traditional street and area lighting with quick payback and improved performance.

Applications: Roadway, parking lots, walkways and general areas spaces.

EPA: 0.08m²
(0.8 ft²)
Weight: 6.5 kgs
(14.5 lbs)

ORDERING INFORMATION

EXAMPLE: L405D-64C-120W-30K-T2-BR-NPCR

Model	No. of LEDs	Power	Color	Distribution	FINISH	Options
L405D	64C 64LEDS	120W	30K 3000K	T2 TYPE 2	BR Bronze	NPCR No photocontrol
			40K 4000K	T3 TYPE 3	WH White	PCR3 ANSI 3-wire Photocontrol Receptacle
L406D		150W	50K 5000K	T5 TYPE 5	BL Black	PCR5 ANSI 5-wire Photocontrol Receptacle
L407D		200W	57K 5700K		GR Gray	PCR7 ANSI 7-wire Photocontrol Receptacle

ELECTRICAL SYSTEM

- Input Voltage: 120/240V/277V 50/60Hz
- Power Factor : > 0.99 at full load
- Total Harmonic Distortion: < 15% at full load
- Integral 10kV surge suppression protection standard
- Luminaire is qualified to operate at ambient temperatures of -40°C to +50°C.

REGULATORY & VOLUNTARY QUALIFICATIONS

- cULus Listed.
- Suitable for wet locations.
- Certified to ANSI C136.31-2001, 3G vibration standards.
- 10kV surge suppression protection tested in accordance with IEEE/ANSI C62.41.2.
- Meets FCC Part 15 standards for conducted and radiated emissions.
- Luminaire and finish endurance tested to withstand 3,000 hours of elevated ambient salt fog conditions as defined in ASTM Standard B 117.
- Dark Sky Friendly, IDA Approved. Please refer to www.darksky.org for most current information.
- RoHS compliant. Consult factory for additional details.
- DesignLights Consortium ®(DLC) qualified product. Not all versions of this product may be DLC qualified. Please check the DLC Qualified Products List at www.designlights.org to confirm which versions are qualified.

CONSTRUCTION & MATERIALS

- Tool-less entry.
- Designed with 0-10V dimming capabilities. Controls by others.
- Die cast aluminum housing with two-bolt bracket mounts to (1.66" or 2.38") O.D. diameter mast arm. bracket available as an option.
- Power Distribution Terminal Block Board can be used the wire of 6-16 AWG .
- Leveling adjustment from ± 5° .

Notes

- Requires Less Photocontrol Receptacle, ANSI 3-wire Photocontrol Receptacle, ANSI 5-wire Photocontrol Receptacle or ANSI 7-wire Photocontrol Receptacle option.
- Photocontrol (PE) requires 100-277 voltage or short cap option.
- Features an ultra-durable powder topcoat, providing excellent resistance to corrosion, ultraviolet degradation and abrasion. Gray, silver, black, bronze, platinum bronze, white and so on are available.

WARRANTY

- Ten years limited warranty is standard on luminaire and components.

L400 Series Performance Data

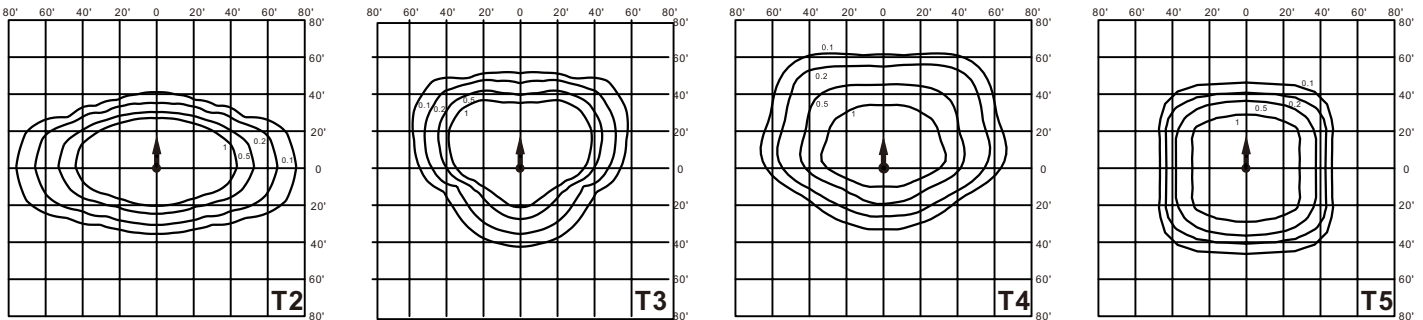
Lumen Output

Lumen values are from photometric tests performed in accordance with IESNA LM-79-08. Data is considered to be representative of the configurations shown, within the tolerances allowed by Lighting Facts. Actual performance may differ as a result of enduser environment and application. Actual wattage may differ by +/- 10% when operating between 120-277V +/- 10%. Contact factory for performance data on any configurations not shown here.

MODEL	LEDS	LED CURRENT	RATED WATTS	DIST TYPE	30K(3000K,70CRI)				40K(4000K,70CRI)				50K(5000K,70CRI)				57K(5700K,70CRI)							
					LUMENS	B	U	G	LPW	LUMENS	B	U	G	LPW	LUMENS	B	U	G	LPW	LUMENS	B	U	G	LPW
L405D	64	100mA	120W	T2	14218	3	0	3	118	15443	3	0	3	129	15659	3	0	3	130	15814	3	0	3	132
				T3	14370	2	0	2	120	15607	2	0	2	130	15826	2	0	2	132	15982	2	0	2	133
				T4	14692	2	0	2	122	15957	2	0	2	133	16181	2	0	2	135	16340	2	0	2	136
				T5	14658	4	0	2	122	15920	4	0	2	133	16143	4	0	2	135	16302	4	0	2	136
L406D	64	120mA	150W	T2	16669	3	0	3	111	18105	3	0	3	121	18358	3	0	3	122	18540	3	0	3	124
				T3	16847	2	0	2	112	18298	2	0	2	122	18554	2	0	2	124	18737	2	0	2	125
				T4	17225	2	0	2	115	18709	2	0	2	125	18971	2	0	2	126	19158	2	0	2	128
				T5	17185	4	0	2	115	18665	4	0	2	124	18927	4	0	2	126	19113	4	0	2	127
L407D	64	150mA	200W	T2	20330	4	0	4	102	22081	4	0	4	110	22390	4	0	4	112	22611	4	0	4	113
				T3	20546	3	0	3	103	22316	3	0	3	112	22628	3	0	3	113	22852	3	0	3	114
				T4	21007	3	0	3	105	22817	3	0	3	114	23136	3	0	3	116	23364	3	0	3	117
				T5	20959	4	0	2	105	22764	4	0	2	114	23083	4	0	2	115	23310	4	0	2	117

Photometric Diagrams

To see complete photometric reports or download .ies files for this product
Isfootcandle plots for the L405D. Distances are in units of mounting height (15')



Electrical Data

MODEL	LEDS	LED CURRENT	SYSTEM WATTS	Current		
				120V	240V	277V
L405D	64	100mA	120W	1.0A	0.5A	0.44A
L406D		120mA	150W	1.26A	0.63A	0.55A
L407D		150mA	200W	1.67A	0.84A	0.73A

Lumen Ambient Temperature (LAT) Multipliers

Ambient		Lumen Multiplier
0°C	32°F	1.02
10°C	50°F	1.01
20°C	68°F	1.00
25°C	77°F	1.00
30°C	86°F	1.00
40°C	104°F	0.99

Luminaire Lumen Maintenance Factors (LMF)

Data references the extrapolated performance projections for the platforms noted in a25°C ambient, based on 9,000 hours of LED testing (tested per IESNA LM-80-08 and projected per IESNA TM-21-11).

To calculate LLF, use the lumen maintenance factor that corresponds to the desired number of operating hours below. For other lumen maintenance values, contact factory.

Operating Hours	0	25000	50000	75000	100000
	Lumen Maintenance Factor	L405D 64 LED 100mA			
100%		96%	92%	88%	84%
L406D 64 LED 120mA					
Lumen Maintenance Factor	100%	95%	91%	87%	83%
	L407D 64 LED 150mA				
Lumen Maintenance Factor	100%	95	90%	86%	81%