



## Taizhou JiaoGuang Lighting Co., Ltd.

1 Wei Er Road, Taizhou City, Zhejiang Province, China 318000

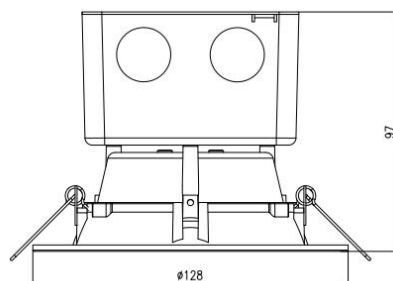
Tel:+86-576-89086647 Fax:+86-576-89086658

E-mail: salesdept1@jiaoguang.com; www.jiaoguang.com www.jglighting.com

### LED DOWN LIGHT (Dimmable)



**D634-N**



**Size : Φ128x97mm(5.04x3.82")**

#### Characteristics

Item Number	D634-N
Description	4" LED down light with junction box
Voltage	120V AC
Power	10W
Dimmable	Yes
LED Type	2835
CRI	>90
Lumens	850 lms
Color	27/30/40/50k
Life time	54,000 hours
Certificate	<b>ETL,Energy Star,FCC,Lighting Facts,LM79,LM80</b>

#### Features

- Energy efficient: save up to 80% in energy costs
- High lumen output
- Mercury-free
- Instant-on light
- Wet location
- 50,000 hours at 70% lumen maintenance rated life
- CCT:2700-6000K
- 5 years manufacturer warranty

#### Application





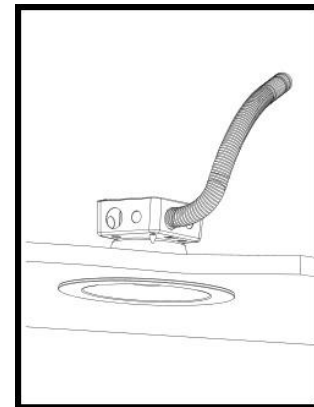
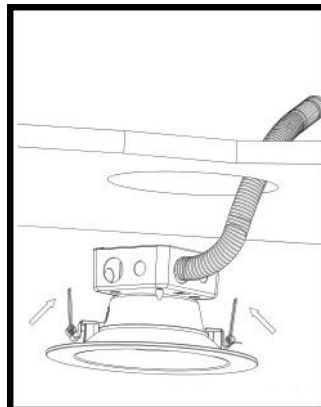
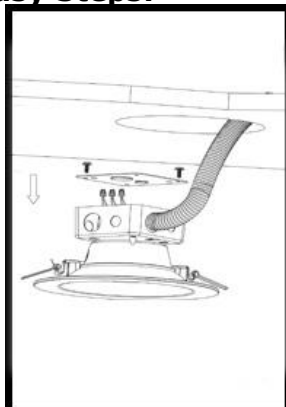
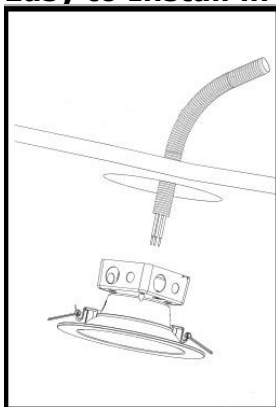
## Taizhou JiaoGuang Lighting Co., Ltd.

1 Wei Er Road, Taizhou City, Zhejiang Province, China 318000

Tel:+86-576-89086647 Fax:+86-576-89086658

E-mail: salesdept1@jiaoguang.com; www.jiaoguang.com www.jglighting.com

### Easy to Install in 4 Easy Steps:




1. Shut off power before installation. Cut a corresponding hole in the ceiling. A template is provided to assist with laying out the hole location. When running the supply wire(s), allow an additional 18 in. of wire at each installation in order to make the electrical connections on the room side of the ceiling hole
2. Remove the Junction Box Screw(s) holding the Junction Box Cover. Pass the supply wire(s) through the appropriate knockout hole on Junction Box. Make the electrical connections to fit inside Junction Box following the ELECTRICAL CONNECTIONS. Make sure all connections are secure, tuck all wires inside Junction Box and reinstall Junction Box Cover using Junction Box Screws
3. Press the top portion of the Remodel Clips against the side of the Housing Assembly.
4. Push the Housing Assembly with the top side of the Remodel Clips through the hole until tight. Continue to push the Housing Assembly until the fixture snaps into place with the trim tight against the ceiling surface..

### Packaging

Size	Carton Size	Pcs/CTN	N.W.	G.W.
4"	34.5x28x28.5cm/13.38x11.02x11.22"	12	6.5kgs/14.33 lb	7.5kgs/16.53lb

### Production & Facilities



Intertek

ENERGY STAR

Lighting 1000  
A Program of the U.S. DOE



## Taizhou JiaoGuang Lighting Co., Ltd.

1 Wei Er Road, Taizhou City, Zhejiang Province, China 318000

Tel:+86-576-89086647 Fax:+86-576-89086658

E-mail: salesdept1@jiaoguang.com; www.jiaoguang.com www.jglighting.com

